| SYMBOL DEFINITION | | |
|---|---|---|
| A DIMENSION WITHOUT AN INSPECTION REPORT SYMBOL ( ) DOES NOT REQUIRE INSPECTION. IT MAY BE CONTROLLED ON THE INDIVIDUAL COMPONENT DRAWING. | TOTAL NO OF INSPECTIONS REQUIRED | 18 |
| | LAST NO. USED | 18 |

| MISSING SYMBOLS |
|---|
| NO MISSING SYMBOL NUMBER |

| DWG STATUS | | | | | ZONE | REVISION HISTORY | AUTH | DR | APVD 1 | APVD 2 |
|---|---|---|---|---|---|---|---|---|---|---|
| DATE | STG | REV | N/P | DIG | | | | | | |
| 30JL02 | R | 01 | - | - | | CLEARED REVISION COLUMN; ALL PARTS - REDRAWN TO P0 & UPDATED PDM ATTRIBUTES | 226419 | JVM | JVM | TTP |
| 12SE03 | R | 02 | - | - | | REVISED GRAPHICS | 241005 | LOA | FKV | CD |
| 17SE03 | R | 03 | - | - | | 15326266 - UPDATED PDM ATTRIBUTES | 245987 | ADK | BG | TW |
| 24OC03 | R | 04 | - | - | | UPDATED REVISION LEVEL IN CHART. | 246088 | LMB | LMB | RF |
| 16AU04 | R | 05 | - | - | | ADDED TERMINAL I.D. NOTE; REMOVED "PXX" FROM GRAPHICS | 258116 | TSH | TSH | RF |
| 16WY05 | R | 06 | - | - | | ALL PARTS - ADDED 3 COLUMNS TO CHART | 268254 | JS | JS | LN |
| 05NO06 | R | 07 | - | - | | ALL PARTS - UPDATED PDM ATTRIBUTES | 406683 | RHO | JHP | RHO |
| 16MR10 | R | 08 | - | - | | ALL PARTS - UPDATED PDM ATTRIBUTES | 410248 | FRE | FRE | VMR |
| 04AU10 | R | 09 | - | - | | ALL PARTS - ADDED PLATING NOTE, UPDATED MAT'L CALLOUT AND ADDED CONTACT AREA & CRIMP AREA COLUMNS ON CHART | 411497 | JRL | JRL | VMR |
| 30SE10 | R | 10 | - | - | | ALL PARTS - UPDATED PLATING NOTE | 412114 | AJP | JVM | VMR |
| 23WY11 | R | 11 | - | - | | ALL PARTS - ADDED "PREFERRED MAT'L SIZE" COLUMN | 414345 | JAR | JAR | VMR |

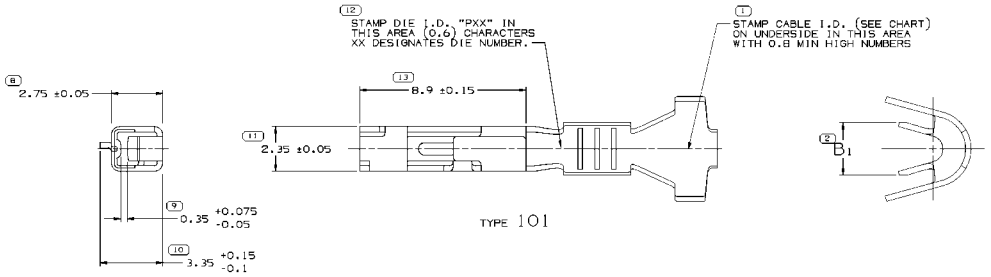


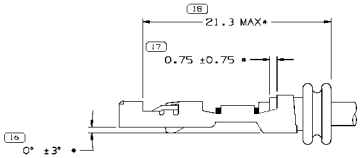


2 RIB SEAL POSITION REF
AND TERMINAL/CABLE ALIGNMENT
SCALE 5:1

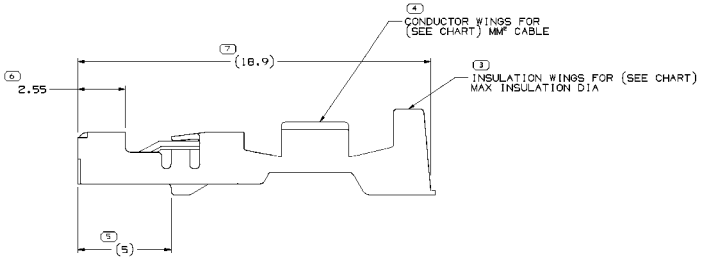


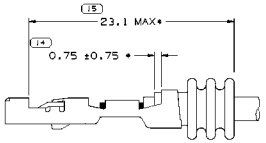


3 RIB SEAL POSITION REF
SCALE 5:1

NOTES

1. UNLESS OTHERWISE SPECIFIED AND/OR INDICATED:
   DIMENSIONS ARE TO FACE OF VIEW SHOWN AND AUTOMATICALLY ROUNDED BY COMPUTER FOR INSPECTION. (SEE MATH MODEL FOR PRECISE DIMENSIONS.) FOR ALL OTHER DIMENSIONS NOT SHOWN BUT REQUIRED FOR TOOL BUILD, SEE MATH MODEL FOR PRECISE TOOL PATH DATA.
2. REFERENCE MATING COMPONENTS OR EQUIVALENT:

   TERMINAL - 15304706

3. * DENOTES DIMENSIONS MADE AT CUT-OFF AND CRIMP DIE.
4. DO NOT PROBE, TEST OR OTHERWISE CONTACT THE INTERIOR REGION (THE SPRING OR ANY MOVING PART) OF THIS TERMINAL. SEVERE DAMAGE CAN OCCUR, COMPROMISING THE PERFORMANCE OF THE ELECTRICAL INTERFACE.
5. PLATING TYPE:
   1. REFLOW TIN 1.9-3.3 MICROMETERS THICK WITH A COPPER UNDERPLATE 0.5 MICROMETER TO 1.0 MICROMETER THICK.

   PLATING TYPE INFORMATION SHOWN ABOVE IS REFERENCE ONLY. PLATING REQUIREMENTS ARE CONTAINED IN APPLICABLE MATERIAL SPECIFICATION.

| PART NO | REV | N/P | STATUS | PREFERRED MAT'L SIZE | ALTERNATIVE MAT'L SIZE | MAT'L DESCRIPTION | SIZE (MM²) | ID | DIA | TYPE | $B_{1\pm0.2}$ | APPLICATION | TYPICAL CABLE SEAL OR EQUIVALENT | TYPICAL SEALING CAVITY CONFIGURATION | CONTACT AREA PLATING TYPE (SEE NOTE 5) | CRIMP AREA PLATING TYPE (SEE NOTE 5) |
|---|---|---|---|---|---|---|---|---|---|---|---|---|---|---|---|---|
| 15326267 | 04 | A0 | - | 0.3 X 26.71 | 0.3 X 27.38 | COPPER ALLOY | 0.75 - 0.8 | 18 | 2.02 - 1.7 | 101 | 2.65 | SEALED (MINI) | 15305351 | 3.2 X 4 OVAL | 1 | 1 |
| 15326266 | 04 | A0 | - | 0.3 X 26.71 | 0.3 X 27.38 | COPPER ALLOY | 0.35 - 0.5 | 21 | 1.85 - 1.2 | 101 | 2.1 | SEALED (MINI) | 15365022 | 3.2 X 4 OVAL | 1 | 1 |
| 15326265 | 04 | A0 | - | 0.3 X 26.71 | 0.3 X 27.38 | COPPER ALLOY | 0.75 - 1 | 17 | 2.25 - 1.7 | 101 | 2.65 | SEALED (GT) | 15365060 | Ø 4 ROUND | 1 | 1 |
| 15326264 | 04 | A0 | - | 0.3 X 26.71 | 0.3 X 27.38 | COPPER ALLOY | 0.35 - 0.5 | 21 | 1.85 - 1.2 | 101 | 2.1 | SEALED (GT) | 15366021 | Ø 4 ROUND | 1 | 1 |

| | |
|---|---|
| DWG TYPE | PART DRAWING |
| STYLE | |
| VOLUME (CM³) | DISTR CODE D |

UNLESS OTHERWISE SPECIFIED
THIS DOCUMENT IS IN ACCORDANCE WITH ASME Y14.5M-1994 (ASME/ANSI Y14.5M-1994) DIMENSIONS AND TOLERANCES ARE NONCUMULATIVE. SEPARATE PATTERNS OF FEATURES MAY BE SHOWN SEPARATELY PERPENDICULAR OF DATUM REFERENCES.

ALL DIMENSIONS ARE IN MILLIMETERS

REFERENCE

THIRD ANGLE PROJECTION

DO NOT SCALE
USE MATH DATA

NX

(2) PROCESS SENSITIVE DIMENSION

DIMENSIONS ENCLOSED IN ( ) INDICATE REFERENCE DIMENSIONS AND NO TOLERANCE UNITS ARE MILLIMETERS

| DIMENSIONAL RANGE (MM) | CHART D |
|---|---|
| FROM 0 | |
| TO 12 | >12 |
| TOLERANCE UNLESS OTHERWISE SPECIFIED | |
| ±0.1 | ±0.2 |

ANGULAR TOLERANCE ±2°

DELPHI

DELPHI PACKARD ELECTRICAL/ELECTRONIC ARCHITECTURE
WARREN, OH

| | | DATE |
|---|---|---|
| DR | | |
| APVD1 | H. CASTRILLON | 18APR97 |
| APVD2 | FCO. KOPCA | 21APR97 |
| APVD3 | S.C. HSIEH | 30SE98 |
| APVD4 | | |
| APVD5 | | |

SUBSTANCES OF CONCERN AND RECYCLED CONTENT PER DELPHI 10949001

MATERIAL: SEE CHART

DRAWING NAME: TAXI TERM F GT 150

DRAWING NUMBER: 12191815

| SIZE | SCALE | FRAME NO | SHEET NO | STG | REV | N/P |
|---|---|---|---|---|---|---|
| A0 | 10:1 | 1 OF 1 | 2 OF | R | 11 | - |