KEY PRODUCT CHARACTERISTICS			
SAFETY/COMPLIANCE	FIT/FUNCTION	TOTAL ON DRAWING	1
S/C CHECKPOINTS	F/F CHECKPOINTS	LAST NO. USED	1

NO.	TYPE	DESCRIPTION	RATIONALE	PTS	ZONE
1	FF	WIDTH CONN			A22

SYMBOL DEFINITION

A DIMENSION WITHOUT AN INSPECTION REPORT SYMBOL DOES NOT REQUIRE INSPECTION. IT MAY BE CONTROLLED ON THE INDIVIDUAL COMPONENT DRAWING.

TOTAL NO OF INSPECTIONS REQUIRED	6
LAST NO. USED	5

MISSING SYMBOLS

NO MISSING SYMBOL NUMBER

DWG STATUS				ZONE	REVISION HISTORY	AUTH	DR	APVD	APVD
DATE	TSS	REL	N/P	DWG					
200C21	R	01	-	-	ALL PARTS - RELEASED DISTRIBUTABLE PART DRAWING	955463	GLO	JAA	JRO
18JA22	R	02	-	-	35040693, 35040692, 33511450, 33500102, 33511411-13, 13755836, -13754761,15489820, 33511449, 33511417 - UPDATED "RETAINER" TO THE LAST REVISION	556232	ESG	JAA	SV
14MR22	R	03	-	-	35040693, 35040692 - REVISION 01AD WAS 02 FOR AUTH NUMBER 556232; UPDATED RETAINER TO LATEST REVISION; 33511450, 33500102, 33511411-13, 13755836, -13754761,15489820, 33511449, 33511417 - REVISION 01AC WAS 02 FOR AUTH NUMBER 556232; UPDATED RETAINER TO LATEST REVISION	556847	GDH	JAA	SV

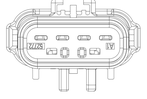

TYPE B
SAME AS TYPE A
EXCEPT AS SHOWN

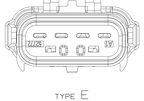

TYPE E
SAME AS TYPE A
EXCEPT AS SHOWN

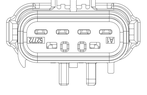

TYPE C
SAME AS TYPE A
EXCEPT AS SHOWN

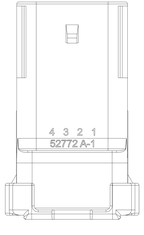

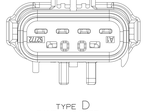

TYPE D
SAME AS TYPE A
EXCEPT AS SHOWN

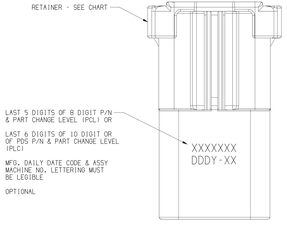

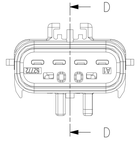

AUXILIAR FRONT VIEW
TYPE A - UNSEALED ASSEMBLY

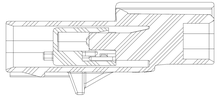

SECTION D-D

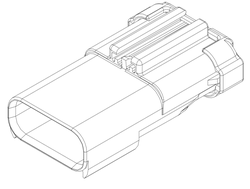

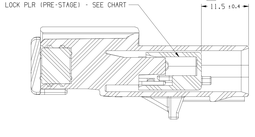

SECTION A-A

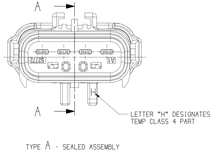

TYPE A - SEALED ASSEMBLY

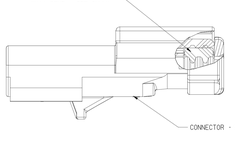

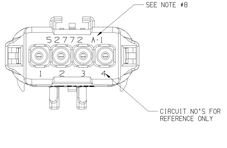

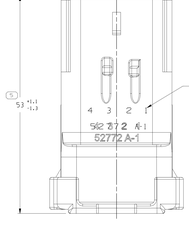

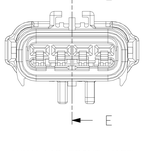

AUXILIAR FRONT VIEW
TYPE A - MATT SEAL W/O HOLES

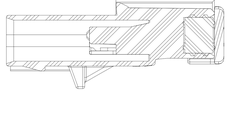

SECTION E-E

NOTES

1. UNLESS OTHERWISE SPECIFIED AND/OR INDICATED:

   DIMENSIONS ARE TO FACE OF VIEW SHOWN AND AUTOMATICALLY ROUNDED BY COMPUTER FOR INSPECTION (SEE MATH MODEL FOR PRECISE DIMENSIONS). FOR ALL OTHER DIMENSIONS NOT SHOWN BUT REQUIRED FOR TOOL BUILD, SEE MATH MODEL FOR PRECISE TOOL PATH DATA.

2. ENGINEERING APPROVAL OF SUPPLIER SAMPLES IS REQUIRED PRIOR TO AUTHORIZATION OF PART PRODUCTION.

3. CHANGES IN DESIGN COMPOSITION OR PROCESSING FROM THE PART PREVIOUSLY APPROVED FOR PART PRODUCTION REQUIRES PRIOR ENGINEERING APPROVAL.

4. WIRING FABRICATORS MUST PURCHASE FROM SOURCES SHOWN.

5. DIRECT CONNECT DRAWING NO. MVL 036004 / DPN 33523213 (CHRYSLER 04707185).

6. TEST METHOD PER PERFORMANCE SPEC SAE/USCAR-2 REV. 5, CONNECTOR ENGAGE & DISENGAGE WITH FEMALE (ATOM DEPRESSED FORCE NOT TO EXCEED 75N FOR THIS SYSTEM.

   CLIP INSERTION FORCES - 75N MAX
   PLR SEATING FORCES - 100N MAX

7. SUPPLIER, MOLD & CAVITY I.D. SIGNIFIES TOOL OWNERSHIP. FOR REFERENCE.

8. ANNUAL QUALITY REQUIREMENTS:

   IT IS PERMISSIBLE TO PERFORM CONTINOUS CONFORMANCE PER MVL SPECIFICATION #AQA-001 INSTEAD OF ANNUAL LAYOUT & ANNUAL PV REQUIREMENTS OF QS-9000 SECTION 2 & SAE/USCAR-2 REV. 5

   ALL NON-REFERENCE DIMENSIONS ARE REQUIRED

   -USE INDEX A, BLACK SEALED AND UNSEALED FOR ALL AFFECTED INSULATOR CAVITIES.
   -CURRENT PRODUCTION TOOLING.
   -POINT OF LAST RUN.

   SERVICE TOOLING GUIDE INFORMATION PER APEX TRAINING MANUAL.

9. MUST CONFORM TO THE FOLLOWING CHRYSLER / YNA STANDARDS:

   SAE/USCAR-2 REV. 5
   PS-7300 QUALITY ASSURANCE (CHRYSLER)
   MS-9502 SEAL APPL. 150° C
   MS-8288 SEAL APPL. 125° C
   PS-9227 DATA EXCHANGE (CHRYSLER), (6CC9-7 YNA)
   PS-10052 INFORMATION SECURITY (CHRYSLER)

10. THIS DRAWING (MVL PN H59012 / DPN 35243631) REPLACES CHRYSLER DRAWING NUMBER 04707265 LEVEL "P" CHRYSLER DRAWING IS FOR REFERENCE ONLY FOR PREVIOUS CHANGES.

11. * SEALS BAKED AT 450° F FOR 5 HOURS DURING CONTINUOUSLY INTRODUCED FRESH AIR TO DRIVE OFF VOLATILES.

12. FORD PART NUMBER ARE LISTED FOR REFERENCE PARTS ARE PPAP'D PER FORD DU5T-14A594-AA.

13. MVL SUPPLIER CODE: 52772 OR 52772H.

14. SEALS ARE DESIGNED TO MEET MINIMUM INSULATION DIAMETER SEALING. THE TERMINAL INSERTION FORCES MAY BE HIGHER THAN PERMITTED PER SAE/USCAR-2, PF-752 OR PF-9600 WHEN USED WITH ALL LARGEST INSULATION DIAMETER WIRES.

15. THIS PRODUCT IS NOT CATEGORIZED AS AN APPEARANCE ITEM, MINOR IMPERFECTIONS INCLUDING, BUT NOT LIMITED TO, FLOW MARKS, COLOR BLEMISHES, GATE VESTIGE, AND SOFT FLASH THAT DO NOT AFFECT THE FIT, FORM, OR FUNCTION OF THE PART ARE PERMISSIBLE PER EXMP.4-3.CS.01.EN.

16. FOR APPLICATION DATA SEE THE INDIVIDUAL APPLICATION DRAWINGS.

17. QUALITY ASSURANCE REQUIREMENTS PER CHRYSLER PS-7300: 1
    SPC DATA REQUIRED

18. ALL THE SEALED CONNECTOR APPLICATIONS MUST BE USED WITH CHRYSLER WIRE SPEC. MS-8288 OR MS-9502 THIN WALL X-LINK 20,18,16,14,12 & 10 GAGE WIRES ONLY UNLESS OTHERWISE SPECIFIED.

19. ALL NON-SEALED APPLICATIONS MAY BE USED WITH ANY WIRE INSULATION 22 GAGE THRU 10 GAGE (EXCEPT AS NOTED) PROVIDING THAT A TERMINAL GRIP FOR THAT CORE/INSULATION.

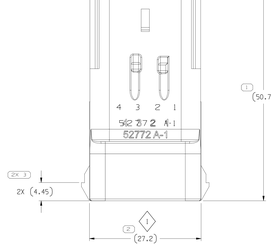

AUXILIAR BOTTOM VIEW
TYPE A - CONNECTOR VIEW
FOR REFERENCE ONLY
(SEE TAXI PART NO 15547329/C17002-MFG)

35243663	01	AA	E	-		-	35258904	55200440	15537459	-	35237778	-	15537435	3	O.D. 1.7-3.4	O.D. 3.1-4.09	-								
35040693	01	AC	A	-		54200438	15537506	54200448	15537511	54200428	15537499	54200440	15537508	3	20,18,16,14,12 OR 10		-								
35040692	01	AC	A	-		54200436	15537504	54200448	15537511	54200428	15537499	54200440	15537508	3			-								
33511426	01	AB	D	F225600		F825600	15537429	55200440	15537459	•55200439	15537433	55200438	15537435	4	20 TO 14		-								
33511425	01	AB	C	F125600		F725600	15537427	55200440	15537459	•55200439	15537433	55200438	15537435	4			-								
33511418	01	AB	B	F025600		F625600	15537425	55200440	15537459	•55200439	15537433	55200438	15537435	4			-								
33511410	01	AB	A	55200446		55200441	15537423	55200440	15537459	•55200439	15537433	55200438	15537435	4			-								
33511450	01	AD	B	F291210		54200437	15537505	-	-	54200458	33504637	54200440	15537508	3	NO WIRES USED AS A PLUG		X								
33511413	01	AD	A	54200468		54200436	15537504	-	-	54200458	33504637	54200440	15537508	3			X								
33511412	01	AD	A	54200427		54200436	15537504	-	-	54200458	33504637	54200440	15537508	3			X								
33511411	01	AD	A	54200426		54200436	15537504	-	-	54200458	33504637	54200440	15537508	3			X								
33500102	01	AD	D	54200416		54200439	15537507	54200448	15537511	C17019-U	33185280	54200440	15537508	3	20,18,16,14,12 OR 10		-								
13755836	01	AD	C	54200415		54200438	15537506	54200448	15537511	C17019-U	33185280	54200440	15537508	3			-								
13754761	01	AD	B	54200414		54200437	15537505	54200448	15537511	C17019-U	33185280	54200440	15537508	3			-								
15489820	01	AD	A	54200413		54200436	15537504	54200448	15537511	C17019-U	33185280	54200440	15537508	3			-								
33511449	01	AD	D	56042424		54200439	15537507	54200448	15537511	-	-	54200440	15537508	3	22,20,18,16,14,12 OR 10		-								
33500101	01	AB	D	54200408		54200439	15537507	54200448	15537511	-	-	-	-	3			-								
33500100	01	AB	C	54200407		54200438	15537506	54200448	15537511	-	-	-	-	3			-								
33500644	01	AB	B	54200406		54200437	15537505	54200448	15537511	-	-	-	-	3			-								
33511417	01	AD	A	54200423		54200436	15537504	54200448	15537511	-	-	54200440	15537508	3			-								
33500099	01	AB	A	54200405		54200436	15537504	54200448	15537511	-	-	-	-	3			-								
PART NO	REV	N/P	TYPE	MVL		MVL	APTIV	MVL	APTIV	MVL	APTIV	MVL	APTIV	TEMP CLASS	1	2	3	4	PLUG						
APTIV															WIRE GAGE CIRCUITS NO										
ASSEMBLY						CONNECTOR		LOCK PLR		MATT SEAL		RETAINER													

DRAWING NUMBER						
35613778						
SIZE	SCALE	FRAME NO	SHEET NO	SHEETS	REV	N/P
A1x3	3:1	2 OF 2	1 OF 1	R	03	-

(N/A) PROCESS SENSITIVE DIMENSION

DIMENSIONS ENCLOSED IN PARENTHESES ARE REFERENCE DIMENSIONS AND NO TOLERANCE IS ASSIGNED TO THEM.

DIMENSIONAL RANGE (MM)								
FROM	0	30	120	315	630	1000	2000	4000
TO	30	120	315	630	1000	2000	4000	8000
TOLERANCE (UNLESS OTHERWISE SPECIFIED)								
±0.25	±0.4	±0.6	±0.8	±1.0	±1.2	±1.6	±2.0	±2.5
ANGULAR TOLERANCE ±0°								

REFERENCE	
	H59012 X

THIRD ANGLE PROJECTION

DO NOT SCALE

USE MATH DATA

NX

THIS DRAWING IS THE PROPERTY OF APTIV AND CONTAINS APTIV CONFIDENTIAL INFORMATION. THE RECEIPT OF THIS DOCUMENT OR ITS UTILIZATION OF THIS DOCUMENT OR ITS RELATED DATA WITH DATA, WE WILL BE COMMUNICATION OF ANY CONTENT TO OTHERS, WITHOUT EXPRESS AUTHORIZATION, IS PROHIBITED.

* LINE DRAWN THROUGH A PART NUMBER INDICATES THAT PHYSICAL PARTS ARE NOT AVAILABLE FOR ORDERING. PART NUMBERS THAT DO NOT HAVE A LINE PRESENT INDICATE PHYSICAL PARTS ARE AVAILABLE FOR ORDERING. CONTACT APTIV SALES TO ASSURE AVAILABILITY OF PARTS.	
DWG TYPE	PART DRAWING
STYLE	
VOLUME (CM³)	SYSTEM CODE D
UNLESS OTHERWISE SPECIFIED THIS DOCUMENT IS IN ACCORDANCE WITH ASME Y14.5M-1994 UNLESS OTHERWISE SPECIFIED. ALL DIMENSIONS AND TOLERANCING AGENDA ISO GPS. SEPARATE FATIGUE FEATURES MAY BE GAGED SEPARATELY REGARDLESS OF DATUM REFERENCES.	
ALL DIMENSIONS ARE IN MILLIMETERS	
REFERENCE	SEE CHART
DRAWING NAME	TAXI CONN 4 M APEX 2.8
DRAWING NUMBER	35613778
SIZE	A1x3
SCALE	3:1
FRAME NO	2 OF 2
SHEET NO	1 OF 1
SHEETS	R
REV	03
N/P	-

DRAWN BY	G. LOPEZ G.	20DC21
APVD BY	JUAN G. ALVARADO	20DC21
APVD BY	LUIS RAMOS ORTA	21DC21
APVD BY		
APVD BY		
SUBSTANCES OF CONCERN AND RECYCLED CONTENT PER APTIV (DRAFTED)		

APTIV
CONNECTION SYSTEMS
WARREN, OH