QUALITY CUSTOMER INTERFACE (QCI)
DIMENSIONS LISTED BELOW OR INSPECTION SYMBOL MARKED ARE CRITICAL TO QUALITY (CTQ) AND MUST BE INSPECTED

INSPECTION SYMBOL	ZONE
I4	K17
I5	L15

KEY PRODUCT CHARACTERISTICS

		TOTAL ON DRAWING	6
SAFETY/COMPLIANCE	FIT/FUNCTION		
S/C CHKPOINTS	F/F CHKPOINTS	LAST NO. USED	6

NO.	TYPE	DESCRIPTION	RATIONALE	PTS	ZONE
1	F/F	PIN POSITION "M"	CRITICAL DIMENSION		K10
2	F/F	PIN POSITION "N"	CRITICAL DIMENSION		K10
3	F/F	PIN HEIGHT INTERFACE	CRITICAL DIMENSION		E19
4	F/F	SHIELD PIN POS "T" PCB SIDE	CRITICAL DIMENSION		B12
5	F/F	PIN POSITION "P" PCB SIDE	CRITICAL DIMENSION		J11
6	F/F	PIN HEIGHT PCB SIDE	CRITICAL DIMENSION		E11
7	F/F	PIN HEIGHT PCB SIDE	CRITICAL DIMENSION		F7
8	F/F	SHIELD PIN HEIGHT PCB SIDE	CRITICAL DIMENSION		F7
9	F/F	PIN POSITION "X" PCB SIDE	CRITICAL DIMENSION		H11
10	F/F	SHIELD PIN POS "X" PCB SIDE	CRITICAL DIMENSION		J8

SYMBOL DEFINITION

A DIMENSION WITHOUT AN INSPECTION REPORT SYMBOL, DOES NOT REQUIRE INSPECTION. IT MAY BE CONTROLLED ON THE INDIVIDUAL COMPONENT DRAWING.	TOTAL NO. OF INSPECTIONS REQUIRED 77
	LAST NO. USED 58

MISSING SYMBOLS

I	J	K	L	M

DWG STATUS					REVISION HISTORY	SCRS	DR	APV	APV2
REVISION	ECO	DATE	ZONE						
T1AH38	R	01		-	ALL PARTS - RELEASED PART DRAWING	A38496	VEL	JAMPTO	
1MAF18	R	02		-	ADDED "SHT 1 OF 2"	A39583	DAV	JAKPTOM	
27MGY8	R	03		-	ALL PARTS - ZX 27.5 ±0.15 WAS ZX (27.5) ADDED DATUMS [J] TO ZX, NOTES 16 PLUS), I3MC 115 PLUS), APC CHART, TEXT FOR TRACEABILITY CONTENT, REMOVED I5 PLUS & F AND REWORKED INSPECTION SYMBOLS OF PCB LAYOUT 16 PLUS)	A44263	RDL	PTBRDL	
2SFEZ0	R	04		-	J511871-TB - UPDATED PART AVAILABILITY; ALL PARTS - ADDED "SEAT CHART", NOTE #9 ADDED, ADDED DATUMS [J] TO ZX (27.5), ZX (16.76) ON DWG 21 & 22, RELOCATED DIM #19, ZX(.15) & 8 AND ZX 27.5±0.75 WAS ZX (27.5) 2 PLUS)	551094	DXD	DXD	PTB
1AJ4ZD	R	05		-	ALL PARTS - REVISED OVERALL DIMENSIONS; ADDED DATUMS [K] TO ZX (16.8) & ZX (7.6) 16 PLUS) & "INSPECTION NOTE; TERMINAL J511871 WAS J511884 ON CHART; ADDED BEND VIEW AND REF DWG 13 PLUS)	554052	DXD	DXD	DXD
1TMZ2E	R	06		-	ALL PARTS - ADDED DWG SCOPE 16 PLUS) ADDED DATUMS [L] TO ZX (2.6) & ZX (5.6) 16 PLUS) & "INSPECTION NOTE; TERMINAL J511871 WAS J511884 ON CHART; ADDED BEND VIEW AND REF DWG 13 PLUS)	556840	DLD	DLD	DXD

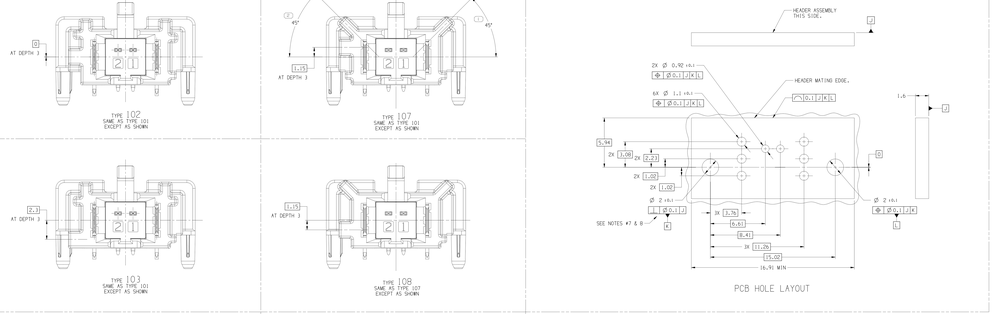

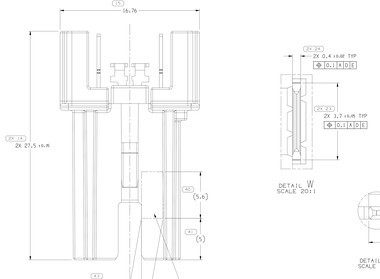

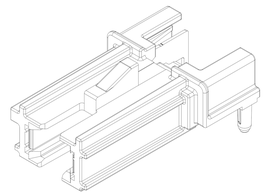

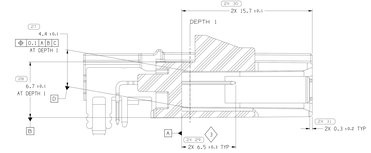

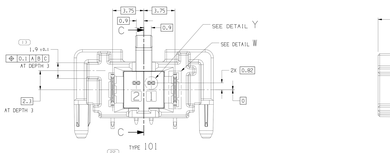

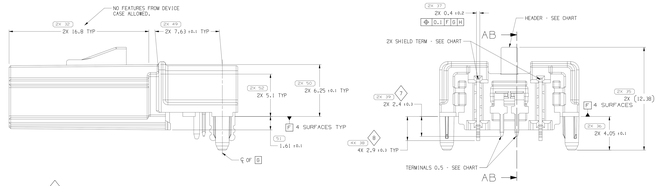

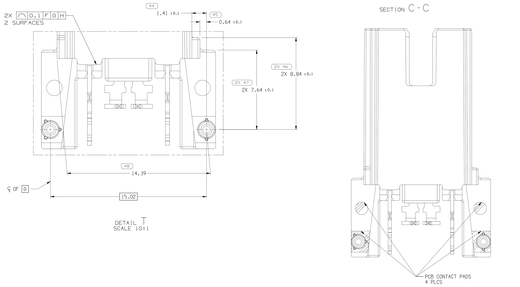

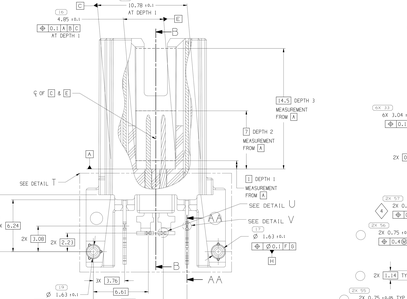

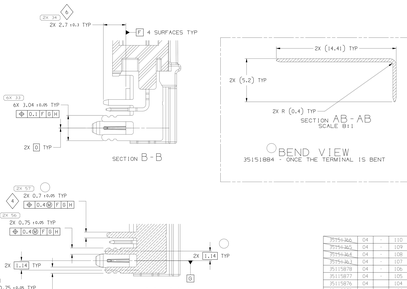

J511496	04	102	J511370	J511881	J511700		
J511496	04	109	J511369	J511881	J511700		
J511496	04	108	J511368	J511881	J511700		
J511496	04	107	J511367	J511881	J511700		
J511878	04	106	J511872	J511881	J511700		
J511877	04	105	J511871	J511881	J511700		
J511876	04	104	J511870	J511881	J511700		
J511875	04	102	J511869	J511881	J511700		
J511874	04	102	J511868	J511881	J511700		
J511873	04	101	J511867	J511881	J511700		
PART NO	REV	NP	TYPE	HEADER	TERMINAL (BOTTOM)	SHIELD TERM (BOTTOM)	

NOTES

1. UNLESS OTHERWISE SPECIFIED AND/OR INDICATED:
   DIMENSIONS ARE TO FACE OF VIEW SHOWN AND AUTOMATICALLY ROUNDED BY COMPUTER FOR INSPECTION (SEE MATH MODEL FOR PRECISE DIMENSIONS). FOR ALL OTHER DIMENSIONS NOT SHOWN BUT REQUIRED FOR TOOL BUILDS, SEE MATH MODEL FOR PRECISE TOOL PATH DATA.
2. THIS PRODUCT IS NOT CATEGORIZED AS AN APPEARANCE ITEM. MINOR COSMETIC ANOMALIES SUCH AS MINOR SCRATCHES, MINOR COLOR VARIATIONS, BLEMISHES, GATE VESTIGE, AND SOFT FLASH THAT DO NOT AFFECT THE FIT, FORM, OR FUNCTION OF THE PART ARE PERMISSIBLE PER EAMP,4-LCS,01,EN.
3. THIS PART ACCEPTS THE FOLLOWING COMPONENTS OR EQUIVALENT:
   KSM CONNECTOR J527RA46 (KOREA VERSION), SHOWN ON TKKI J51221V5.
4. ALL MATING TERMINALS AND PRINTED CIRCUIT BOARD TERMINALS ARE VERIFIED FOR TOLERANCE OF POSITION BY APPROVED GAGES FOR FUNCTIONAL FIT PER CONTROL PLAN.
5. THIS REQUIREMENT MUST BE MET AS CLOSE AS TO THE PIN TAPER AS POSSIBLE, BUT MUST NOT BE MEASURED WITHIN THE TAPERED AREA OF THE PIN.
6. RECOMMENDED HOLE SIZE OF Ø2.45MM FOR PIP PROCESS OF ZERO FORCE.
7. RECOMMENDED HOLE SIZE OF Ø2.25MM FOR PIP PROCESS OF ≤1N INSERTION FORCE.
8. TEXT FOR TRACEABILITY CONTENT: DATE: DDDYY.

⚠ Warning: THE DRAWING PRODUCT NUMBER DENOTES THAT PHYSICAL PARTS ARE NOT AVAILABLE FOR PURCHASE. PART NUMBERS TIED TO ART ARE ALL THE PRODUCT NUMBERS THAT ARE ASSOCIATED WITH THIS DRAWING. CONTACT APTIV SALES TO ASSURE AVAILABILITY.	
DRAWING TYPE: PART DRAWING	
SIZE	
FILENAME:	DATE TYPE:
CREATED BY: ANGEL SORIANO	DATE: 18JAN18
APPROVED BY: WILL AMELL	18JAN18
APPROVED BY: PEDRO TOVAR	18JAN18
APPROVED BY:	
APPROVED BY:	
REPRODUCTION OF DRAWING AND REFERENCED DOCUMENTS PROHIBITED	
DRAWING TITLE: TAKI ASM CONN I M AMOC 050 HEADER SEE CHART	
DRAWING NUMBER: 35115879	
SCALE: 2:1	SHEET 1 OF 2
SIZE: A1x4	REV: B11

•APTIV•
CONNECTION SYSTEMS
BERWYN, PA
COPYRIGHT 2018 APTIV. ALL RIGHTS RESERVED.
THIS DOCUMENT CONTAINS PROPRIETARY INFORMATION OF APTIV. THE INFORMATION CONTAINED IN THIS DOCUMENT IS CONFIDENTIAL AND MAY NOT BE DISCLOSED TO OTHERS OR REPRODUCED IN WHOLE OR IN PART WITHOUT THE WRITTEN AUTHORIZATION OF APTIV.

DIMENSIONS ARE IN MILLIMETERS UNLESS OTHERWISE SPECIFIED					
ANGLES	±0.5°				
1 PLACE	±0.1	1.0	±0.1	100	±0.5
2 PLACE	±0.05	2.00	±0.05	200	±0.5
3 PLACE	±0.025	3.000	±0.025	300	±0.5
DIMENSIONS ARE FOR FINISHED PART					

(N/A) PROCESS SENSITIVE DIMENSION

DIMENSIONS ENCLOSED IN A REFERENCE DIMENSION ARE NOT CHECKED FOR MANUFACTURING PURPOSES

THIRD ANGLE PROJECTION

DO NOT SCALE ON THIS DRAWING

DRAWING NUMBER					
35115879					
SIZE	SHEET	REV	SCALE		
A1x4	B11	1 OF 2	1 OF 2	1 OF 2	R 06

35115879
SCALE 2:1 SHEET 1 OF 2
SIZE A1x4 REV B11

P78E1 3Z