4WAY CODING

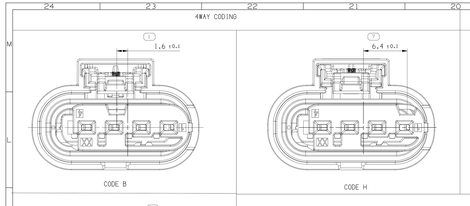

TPA AND CPA FINAL LOCK POSITION

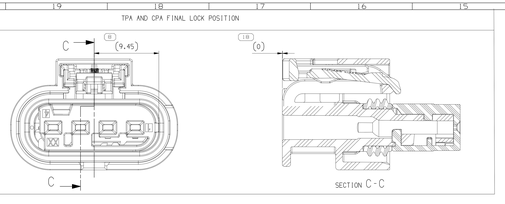

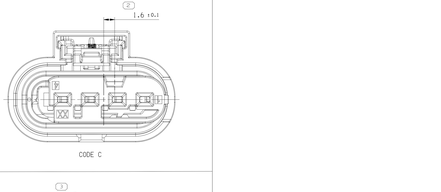

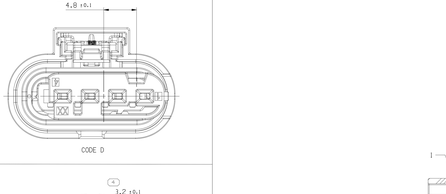

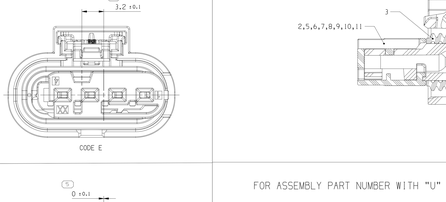

35126381U	FEMALE CONNECTOR ASSY	01	G	4	3566812	CPA	01	POLYAMIDE COMPOUND RED
				3	3512513	SEAL	01	ELAS VMQ HI TEAR LIQUID GRA
				10	3512643.5	TPA	01	POLYAMIDE COMPOUND YL#
				1	3526358	HOUSNG	02	POLYAMIDE COMPOUND BLK
35126380U	FEMALE CONNECTOR ASSY	01	F	4	3566812	CPA	01	POLYAMIDE COMPOUND RED
				3	3512513	SEAL	01	ELAS VMQ HI TEAR LIQUID GRA
				9	3512643.4	TPA	01	POLYAMIDE COMPOUND DK.GRA
				1	3526358	HOUSNG	02	POLYAMIDE COMPOUND BLK
35126379U	FEMALE CONNECTOR ASSY	01	D	4	3566812	CPA	01	POLYAMIDE COMPOUND RED
				3	3512513	SEAL	01	ELAS VMQ HI TEAR LIQUID GRA
				7	3512643.2	TPA	01	POLYAMIDE COMPOUND PPL
				1	3526358	HOUSNG	02	POLYAMIDE COMPOUND BLK
35126377U	FEMALE CONNECTOR ASSY	01	C	4	3566812	CPA	01	POLYAMIDE COMPOUND RED
				3	3512513	SEAL	01	ELAS VMQ HI TEAR LIQUID GRA
				6	3512643.1	TPA	01	POLYAMIDE COMPOUND BLU
				1	3526358	HOUSNG	02	POLYAMIDE COMPOUND BLK
35126376U	FEMALE CONNECTOR ASSY	01	B	4	3566812	CPA	01	POLYAMIDE COMPOUND RED
				3	3512513	SEAL	01	ELAS VMQ HI TEAR LIQUID GRA
				5	3512643.0	TPA	01	POLYAMIDE COMPOUND NAT
				1	3526358	HOUSNG	02	POLYAMIDE COMPOUND BLK
35126375U	FEMALE CONNECTOR ASSY	01	A	4	3566812	CPA	01	POLYAMIDE COMPOUND RED
				3	3512513	SEAL	01	ELAS VMQ HI TEAR LIQUID GRA
				2	3512642.8	TPA	01	POLYAMIDE COMPOUND GRA
				1	3526358	HOUSNG	02	POLYAMIDE COMPOUND BLK
ASSEMBLY PART NUMBER	ASSEMBLY PART NAME	REV.	CODING	ITEM NO	PART NUMBER	PART NAME	REV.	MATERIAL SPECIFICATION AND COLOUR

SYMBOL DEFINITION

A DIMENSION WITHOUT AN INSPECTION REPORT SYMBOL DOES NOT REQUIRE INSPECTION. IT MAY BE CONTROLLED ON THE INDIVIDUAL COMPONENT DRAWING.

TOTAL NO OF INSPECTIONS REQUIRED	27
LAST NO. USED	27

MISSING SYMBOLS

NO MISSING SYMBOL NUMBER

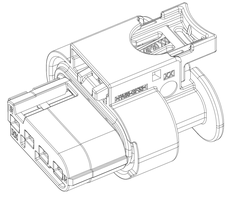

DWG STATUS					ZONE	REVISION HISTORY	AUTH	DR	APVD	APVD
DATE	ISSUE	REV	PLANT	CHG						
21SE17	R	01	-	-	-	RLEASED CUSTOMER DRAWING	437600	JYC	HZ	WDZ
13AP18	R	02	-	-	-	DIM #24 WAS 26.2	439358	JYC	HZ	WDZ
16DE19	R	02	AA	-	-	ADD ASM PART 35126378 35425010	442724	JYC	HZ	SBH
15SE21	R	02	AB	-	-	CLARIFY MATERIAL SPECIFICATION FROM POLYESTER TO POLYAMIDE COMPOUND	447143	LW	KZ	HSB
30JN22	R	03	-	-	-	UPDATE NOTE 4, MAX. WIRE SIZE WAS 1.0 UPDATE NOTE 7, ADD NOTE 8 ADD ASSEMBLY PART BUMBER WITH "U"	448429	YFD	SC	JZ
23SE22	R	03	AA	-	-	UPDATE ASSEMBLY PART NUMBER WITH "U" REV.	448429	YFD	SC	JZ

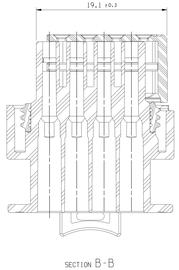

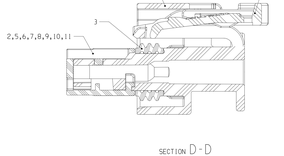

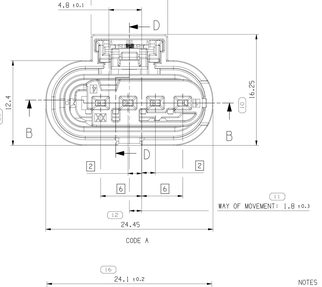

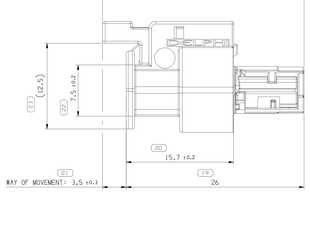

FOR ASSEMBLY PART NUMBER WITH "U"

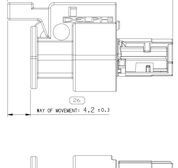

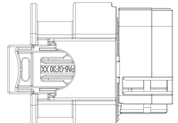

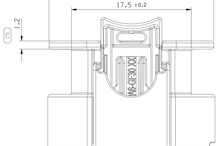

NOTES

1. UNLESS OTHERWISE SPECIFIED AND/OR INDICATED:

   DIMENSIONS ARE TO FACE OF VIEW SHOWN AND AUTOMATICALLY ROUNDED BY COMPUTER FOR INSPECTION (SEE MATH MODEL FOR PRECISE DIMENSIONS). FOR ALL OTHER DIMENSIONS NOT SHOWN BUT REQUIRED FOR TOOL BUILD, SEE MATH MODEL FOR PRECISE TOOL PATH DATA.

2. THIS PART USED IN ASSEMBLY SEE CHART.
3. SUITABLE TERMINAL SYSTEM CTS/MCON/MLK 1.2 LL.
4. MAX. WIRE SIZE RANGE 1.5 MM2. FOR CAVITY- Ø 3.55MM
5. ASSEMBLY MANUAL REFER TO 3512649.CUS72.S01.
6. INTERFACE REFER TO USCAR-EMCAP 120-S-004-1-2012022.
7. MATING TERMINAL INFORMATION.

TITLE	DPN	WIRE SIZE	PLATING	CABLE SEAL DPN
FEMALE TERMINAL CTS1.2	13959120	0.22-0.35mm2	SN	15327913
	13959141	0.5-0.75 mm2	SN	15327918
	13948568	1 mm2	SN	15339412
	13959118	0.22-0.35mm2	AG	15327913
	13959121	0.5-0.75 mm2	AG	15327918
	13959139	1 mm2	AG	15339412
	DPN:13110922 TE PN:7-1452671-3	1.5 mm2	AG	DPN:15273028 TE PN:12287497-1
	13959119	0.22-0.35mm2	AU	15327913
	13959145	0.5-0.75 mm2	AU	15327918
	13959134	1 mm2	AU	15339412

8. COMPLY WITH SAE/USCAR-2 REVISION 7

35126382	FEMALE CONNECTOR ASSY	02	H	4	3512642.5	CPA	02	POLYAMIDE COMPOUND RED
				3	3512513	SEAL	01	ELAS VMQ HI TEAR LIQUID GRA
				11	3512643.6	TPA	01	POLYAMIDE COMPOUND GRN
				1	3526358	HOUSNG	02	POLYAMIDE COMPOUND BLK
35126381	FEMALE CONNECTOR ASSY	02	G	4	3512642.5	CPA	02	POLYAMIDE COMPOUND RED
				3	3512513	SEAL	01	ELAS VMQ HI TEAR LIQUID GRA
				10	3512643.5	TPA	01	POLYAMIDE COMPOUND YL#
				1	3526358	HOUSNG	02	POLYAMIDE COMPOUND BLK
35126380	FEMALE CONNECTOR ASSY	02	F	4	3512642.5	CPA	02	POLYAMIDE COMPOUND RED
				3	3512513	SEAL	01	ELAS VMQ HI TEAR LIQUID GRA
				9	3512643.4	TPA	01	POLYAMIDE COMPOUND DK.GRA
				1	3526358	HOUSNG	02	POLYAMIDE COMPOUND BLK
35126379	FEMALE CONNECTOR ASSY	02	E	4	3512642.5	CPA	02	POLYAMIDE COMPOUND RED
				3	3512513	SEAL	01	ELAS VMQ HI TEAR LIQUID GRA
				8	3512643.3	TPA	01	POLYAMIDE COMPOUND RED
				1	3526358	HOUSNG	02	POLYAMIDE COMPOUND BLK
35126378	FEMALE CONNECTOR ASSY	02	D	4	3512642.5	CPA	02	POLYAMIDE COMPOUND RED
				3	3512513	SEAL	01	ELAS VMQ HI TEAR LIQUID GRA
				7	3512643.2	TPA	01	POLYAMIDE COMPOUND PPL
				1	3526358	HOUSNG	02	POLYAMIDE COMPOUND BLK
35126377	FEMALE CONNECTOR ASSY	02	C	4	3512642.5	CPA	02	POLYAMIDE COMPOUND RED
				3	3512513	SEAL	01	ELAS VMQ HI TEAR LIQUID GRA
				6	3512643.1	TPA	01	POLYAMIDE COMPOUND BLU
				1	3526358	HOUSNG	02	POLYAMIDE COMPOUND BLK
35126376	FEMALE CONNECTOR ASSY	02	B	4	3512642.5	CPA	02	POLYAMIDE COMPOUND RED
				3	3512513	SEAL	01	ELAS VMQ HI TEAR LIQUID GRA
				5	3512643.0	TPA	01	POLYAMIDE COMPOUND NAT
				1	3526358	HOUSNG	02	POLYAMIDE COMPOUND BLK
35425010	FEMALE CONNECTOR ASSY	01	A	4	3512642.5	CPA	02	POLYAMIDE COMPOUND RED
				3	3512513	SEAL	01	ELAS VMQ HI TEAR LIQUID GRA
				12	3542499.6	TPA	01	POLYAMIDE COMPOUND BLK
				1	3526358	HOUSNG	02	POLYAMIDE COMPOUND BLK
35126375	FEMALE CONNECTOR ASSY	02	A	4	3512642.5	CPA	02	POLYAMIDE COMPOUND RED
				3	3512513	SEAL	01	ELAS VMQ HI TEAR LIQUID GRA
				2	3512642.8	TPA	01	POLYAMIDE COMPOUND GRA
				1	3526358	HOUSNG	02	POLYAMIDE COMPOUND BLK
ASSEMBLY PART NUMBER	ASSEMBLY PART NAME	REV.	CODING	ITEM NO	PART NUMBER	PART NAME	REV.	MATERIAL SPECIFICATION AND COLOUR

DRAWING NUMBER: 35126451							
SIZE	SCALE	CHANGE NO	SHEET NO	OF	REV	REV	REV
A1x3	5:1	2 OF 1	1 OF 1	R	03	AA	

THIS DRAWING PURPOSELY PART NUMBER INDICATES THAT PHYSICAL PARTS ARE NOT AVAILABLE FOR ORDERING.

PART NUMBERS THAT DO NOT HAVE A LINE PRESENT INDICATE THAT PHYSICAL PARTS ARE NOT AVAILABLE FOR ORDERING.

CONTACT APTIV SALES TO ASSURE AVAILABILITY OF PARTS.

DWG TYPE	PART DRAWING	
STYLE	-	
VOLUME (CM³)		SYSTEM UNIT: D

UNLESS OTHERWISE SPECIFIED

THIS DOCUMENT IS IN ACCORDANCE WITH ASME Y14.5M-1994 UNLESS OTHERWISE SPECIFIED. ALL DIMENSIONS AND TOLERANCING MAXIMUM MODEL. SEPARATE FATIGUE OF FEATURES MAY BE GRADE SEPARATELY REGARDLESS OF DATUM REFERENCES.

ALL DIMENSIONS ARE IN MILLIMETERS

(19) PROCESS SENSITIVE DIMENSION

DIMENSIONS ENCLOSED IN ( ) INDICATE REFERENCE DIMENSIONS AND NO TOLERANCE UNLESS OTHERWISE SPECIFIED

DIMENSIONAL RANGE (MM)									
FROM	0	6	30	120	315	1000	2000	4000	8000
TO	6	30	120	315	1000	2000	4000	8000	16000
TOLERANCE (UNLESS OTHERWISE SPECIFIED)									
±0.1	±0.2	±0.3	±0.4	±0.5	±0.6	±0.7	±0.8	±0.9	±1.0
ANGULAR TOLERANCE ±1°									

FIRST ANGLE PROJECTION

DO NOT SCALE USE MATH DATA

NX

APTIV
CONNECTION SYSTEMS
Wiring Drive
COPYRIGHT DELPHI CORPORATION AND/OR ITS AFFILIATES. ALL RIGHTS RESERVED.

THIS DRAWING IS THE PROPERTY OF DELPHI CORPORATION AND/OR ITS AFFILIATES. NO PERMISSION TO DISCLOSE, THE REPRODUCTION, DISTRIBUTION AND UTILIZATION HEREOF OR THE MANUFACTURE OF ANY PARTS OR EQUIPMENT AS WELL AS COMMUNICATION OF ANY CONTENT TO OTHERS, WITHOUT EXPRESS AUTHORIZATION, IS PROHIBITED.

	NAME	DATE
DR		
APVD1	JIAYUN.CHEN	18DC17
APVD2	KEVIN.ZHOU	18DC17
APVD3	DONG.ZHANG	20C17
APVD4		
APVD5		

SUBSTANCES OF CONCERN AND RECYCLED CONTENT PER APTIV (CRWEEE)

MATERIAL: SEE CHART

DRAWING NAME: TAXI CONN CTS

DRAWING NUMBER: 35126451							
SIZE	SCALE	CHANGE NO	SHEET NO	OF	REV	REV	REV
A1x3	5:1	1 OF 1	1 OF 1	R	03	AA	

3E15ef2 I
Item:1101116
Date: 2022-06-02 Jeffrey Chen
Apvd: 2022-06-02 Jeffrey Chen