SYMBOL DEFINITION		
A DIMENSION WITHOUT AN INSPECTION REPORT SYMBOL DOES NOT REQUIRE INSPECTION. IT MAY BE CONTROLLED ON THE INDIVIDUAL COMPONENT DRAWING.	TOTAL NO OF INSPECTIONS REQUIRED	28
	LAST NO. USED	25

MISSING SYMBOLS
NO MISSING SYMBOL NUMBER

DWG STATUS					ZONE	REVISION HISTORY	AUTH	DR	APVD	APVD
DATE	SUB	REL	PUP	CHG						
10JN21	R	01	-	-		ALL PARTS DRAWING	446929	DYE	JYQ	GG

CODE B / WHITE | TYPE 102

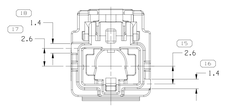

TYPE 102 COLLECTOR HOUSING
FOR CODE B CONNECTOR
SAME AS TYPE 101
EXCEPT AS SHOWN

CODE E
GREEN 6002 | TYPE 105

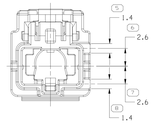

TYPE 105 COLLECTOR HOUSING
FOR CODE E CONNECTOR
SAME AS TYPE 101
EXCEPT AS SHOWN

CODE C
BLUE 5005 | TYPE 103

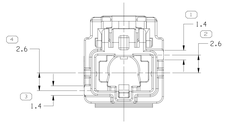

TYPE 103 COLLECTOR HOUSING
FOR CODE C CONNECTOR
SAME AS TYPE 101
EXCEPT AS SHOWN

CODE F
BROWN 8011 | TYPE 106

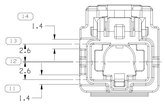

TYPE 106 COLLECTOR HOUSING
FOR CODE F CONNECTOR
SAME AS TYPE 101
EXCEPT AS SHOWN

CODE D
VIOLET 4004 | TYPE 104

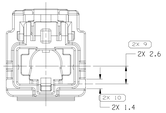

TYPE 104 COLLECTOR HOUSING
FOR CODE CDCONNECTOR
SAME AS TYPE 101
EXCEPT AS SHOWN

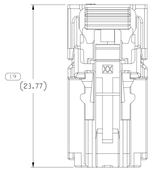

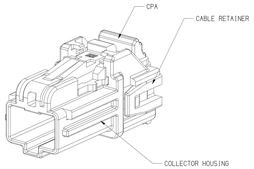

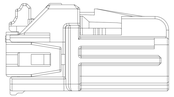

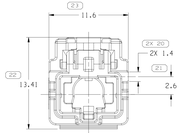

TYPE 101

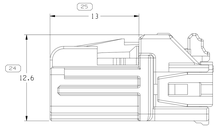

CABLE RETAINER FINAL STAGE AFTER AMEC
DATA LINK ASSEMBLED -PN SEE CHART

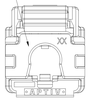

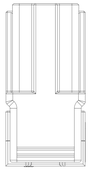

NOTES

1. UNLESS OTHERWISE SPECIFIED AND/OR INDICATED:

   DIMENSIONS ARE TO FACE OF VIEW SHOWN AND AUTOMATICALLY ROUNDED BY COMPUTER FOR INSPECTION (SEE MATH MODEL FOR PRECISE DIMENSIONS). FOR ALL OTHER DIMENSIONS NOT SHOWN BUT REQUIRED FOR TOOL BUILD, SEE MATH MODEL FOR PRECISE TOOL PATH DATA.

35395821	01	-	106	F	NUT BROWN	35558291	3523868B	3554268J
35395820	01	-	105	E	LEAF GREEN	35558289	3523868B	3554268J
35395819	01	-	104	D	CLARET VIOLET	35558288	3523868B	3554268J
35395818	01	-	103	C	SIGNAL BLUE	35558286	3523868B	3554268J
35395817	01	-	102	B	CREAM WHITE	35558285	3523868B	3554268J
35395816	01	-	101	A	JET BLACK COLOR	35558284	3523868B	3554268J
CONNECTOR PN	REV	N/P	TYPE	KEY	COLOR OF CONNECTOR	CONNECTOR HOUSING	CABLE RETAINER	CPA

DRAWING NUMBER: 35395834
A1x3 | SCALE 5:1 | SHEET 2 OF 1 | 1 OF 1 | R | 01 | -

* LINE DRAWN THROUGH A PART NUMBER INDICATES THAT PHYSICAL PARTS ARE NOT AVAILABLE FOR ORDERING.

PART NUMBERS THAT DO NOT HAVE A LINE PRESENT INDICATE THAT PHYSICAL PARTS ARE AVAILABLE FOR ORDERING.

CONTACT APTIV SALES TO ASSURE AVAILABILITY OF PARTS.

DWG TYPE: PART DRAWING

STYLE:

VOLUME (CM³):

SYSTEM UNIT:

UNLESS OTHERWISE SPECIFIED
THIS DOCUMENT IS IN ACCORDANCE WITH HOME ENGINEERING DRAWING FORMAT AND DESIGN STANDARD NO. 2017 FOR USE IN CUSTOMER RECONCILIATION REQUIREMENTS.

ALL DIMENSIONS ARE IN MILLIMETERS

(23) PROCESS SENSITIVE DIMENSION

DIMENSIONS ENCLOSED IN ( ) INDICATE REFERENCE DIMENSIONS AND NO TOLERANCE LISTED AND STANDARD.

DIMENSIONAL RANGE (MM)								
FROM	0	>3	>6	>30	>70	>100	>200	>300
TO	3	6	30	70	100	200	300	500
TOLERANCE (UNLESS OTHERWISE SPECIFIED)								
±0.25	±0.25	±0.25	±0.25	±0.25	±0.3	±0.4	±0.5	±1.0
ANGULAR TOLERANCE ±2°								

REFERENCE

THIRD ANGLE PROJECTION

DO NOT SCALE

USE MATH DATA

NX

APTIV
CONNECTION SYSTEMS
Chennai, India
COPYRIGHT 2019 APTIV. ALL RIGHTS RESERVED.
THIS DRAWING IS THE PROPERTY OF APTIV AND CONTAINS APTIV CONFIDENTIAL INFORMATION. THE RECEIPT OR POSSESSION OF THIS DRAWING OR UTILIZATION OF THIS DOCUMENT OR ITS RELATED CAD MATH DATA, WE WILL NOT BE COMMUNICATION OF ANY CONTENT TO OTHERS, WITHOUT EXPRESS AUTHORIZATION, IS PROHIBITED.

		DATE
DR		
APVD1	DANIEL YE	21APR19
APVD2	YINGQUAN JING	21APR19
APVD3	GARY GUAN	21APR19
APVD4		
APVD5		

SUBSTANCES OF CONCERN AND RECYCLED CONTENT PER APTIV (DRAWING)

SEE CHART

DRAWING NAME: TAXI ASM COV HOUSING

DRAWING NUMBER: 35395834
A1x3 | SCALE 5:1 | SHEET 1 OF 1 | 1 OF 1 | R | 01 | -

3536283 4