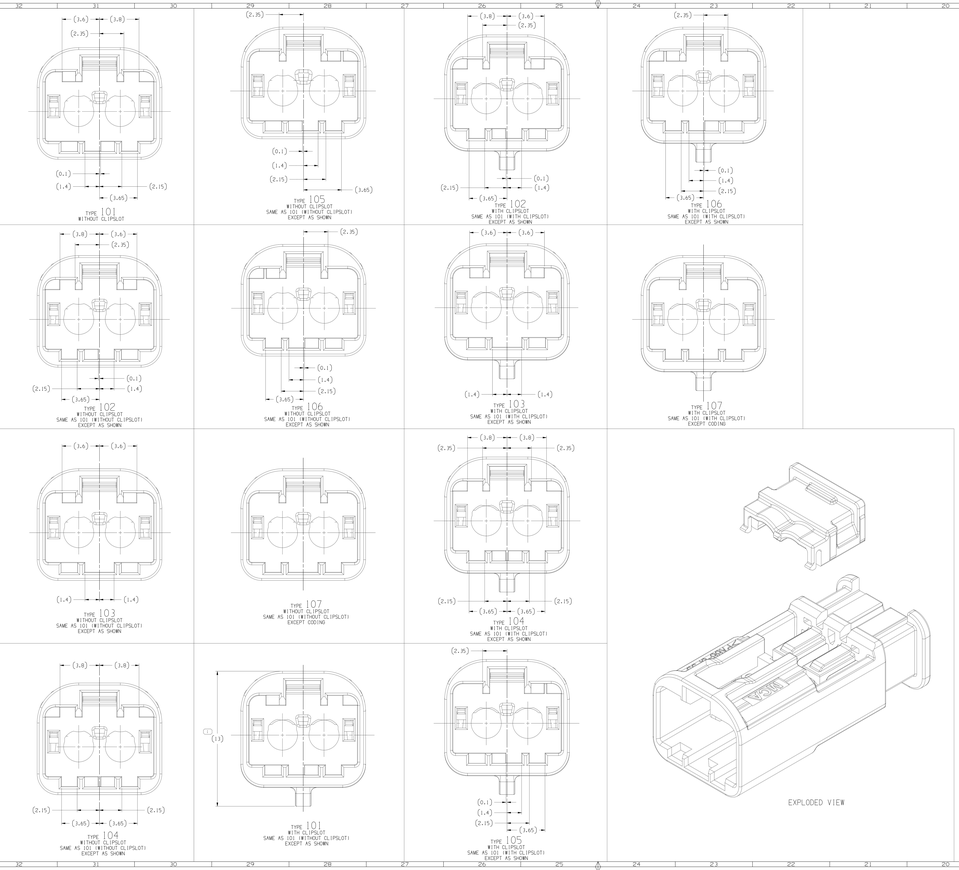

SYMBOL DEFINITION		
A DIMENSION WITHOUT AN INSPECTION REPORT SYMBOL (◯) DOES NOT REQUIRE INSPECTION. IT MAY BE CONTROLLED ON THE INDIVIDUAL COMPONENT DRAWING.	TOTAL NO. OF INSPECTIONS REQUIRED	6
	LAST NO. USED	6

MISSING SYMBOLS
NO MISSING SYMBOL NUMBER

CAD STATUS				REVISION HISTORY		ECN	DR	PP/SPCP
STATUS	REVISION	ECN STATUS	ECN					
1BN021	R	01	-	-	ALL PARTS - RELEASED PART DRAWING	950875	VS	KK DJG
2BN022	R	02	-	-	ALL PARTS - REVISED GRAPHICS	957367	VS	KK DJG

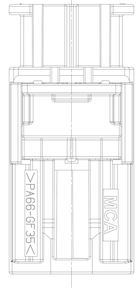

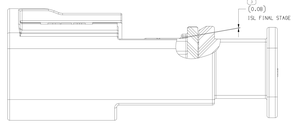

ISL AT FINAL STAGE CONDITION

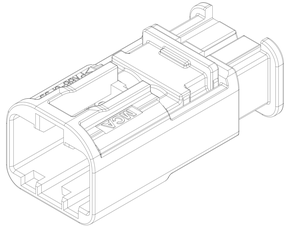

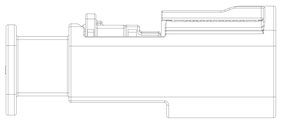

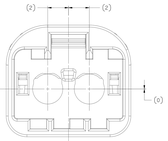

TYPE 101 WITHOUT CLIPSLOT

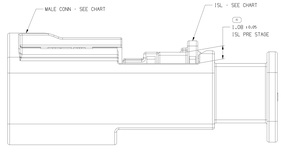

ISL AT PRE STAGE CONDITION

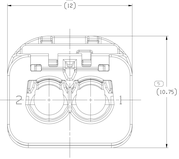

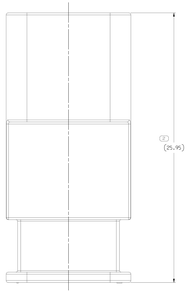

2552142	02	-	107	2552151	-	2559291	-	1 MM
2552146	02	-	106	2552146	-	2559291	-	1 MM
2552145	02	-	105	2552145	-	2559291	-	1 MM
2552144	02	-	104	2552144	-	2559291	-	1 MM
2552143	02	-	103	2552143	-	2559291	-	1 MM
2552142	02	-	102	2552142	-	2559291	-	1 MM
2552141	02	-	101	2552141	-	2559291	-	1 MM
2552140	02	-	107	2552140	-	2559291	-	NONE
2552139	02	-	106	2552139	-	2559291	-	NONE
2552134	02	-	105	2552134	-	2559291	-	NONE
2552133	02	-	104	2552133	-	2559291	-	NONE
2552132	02	-	103	2552132	-	2559291	-	NONE
2552131	02	-	102	2552131	-	2559291	-	NONE
2547605	02	-	101	2547605	-	2559291	-	NONE
PART NO	REV	N/P	TYPE	CONNECTOR		ISL		CLIPSLOT

NOTES

1. UNLESS OTHERWISE SPECIFIED AND/OR INDICATED:
   DIMENSIONS ARE TO FACE OF VIEW SHOWN AND AUTOMATICALLY ROUNDED BY COMPUTER FOR INSPECTION (SEE MATH MODEL FOR PRECISE DIMENSIONS). FOR ALL OTHER DIMENSIONS NOT SHOWN BUT REQUIRED FOR TOOL BUILD, SEE MATH MODEL FOR PRECISE TOOL PATH DATA.
2. THIS PRODUCT IS NOT CATEGORIZED AS AN APPEARANCE ITEM. MINOR IMPERFECTIONS INCLUDING, BUT NOT LIMITED TO, FLOW MARKS, COLOR BLEMISHES, GATE VESTIGES, FLASH, SINK MARKS, AND MINOR MOLD LINES DO NOT AFFECT THE FORM, OR FUNCTION OF THE PART AND PERMISSIBLE PER EAMP-A-1.CS.01.EN.
3. FOR APPLICATION DATA SEE THE INDIVIDUAL APPLICATION DRAWINGS.
4. DELIVERY CONDITION TO WIRE ASSEMBLY PLANT, VERIFY THE ISL IS IN THE PRE-STAGE POSITION.
5. BEFORE TERMINAL ASSEMBLY, VERIFY THE ISL IS IN THE PRE-STAGE POSITION ON THE CONNECTOR. IF NOT, RETURN THE ISL TO PRE-STAGE POSITION.
6. DELIVERY CONDITION TO VEHICLE ASSEMBLY PLANT, VERIFY THE ISL IS IN THE FINAL-STAGE POSITION.

THIS DRAWING, THE DESIGN THEREON OR THEREIN, AND ANY OTHER INFORMATION THAT APPEARS ON THIS DRAWING, MAY NOT BE COPIED, DISTRIBUTED, OR DISCLOSED TO ANY OTHER PERSON OR ENTITY WITHOUT APTIV'S PRIOR WRITTEN CONSENT.

DRAWING TYPE	PART DRAWING
SCALE	NONE
SHEET SIZE	D
UNLESS OTHERWISE SPECIFIED THIS DRAWING IS A DIMENSIONAL STANDARD FOR USE WITH CONNECTORS WITH THE SPECIFIED PART NUMBER. REFERENCE DIMENSIONS.	
ALL DIMENSIONS ARE IN MILLIMETER.	
(N/A) PROCESS SENSITIVE DIMENSION	
DIMENSION ENCLOSED IN A REFERENCE BOX IS A REFERENCE DIMENSION.	

DIMENSIONAL TOLERANCE CHART						
DECIMALS	.X	.XX	.XXX	.XXXX	ANGLES	FRACTIONS
DIMENSION	±0.5	±0.25	±0.127	±0.0127	±0.5°	±1/64
DIMENSION	±0.020	±0.010	±0.005	±0.0005	±30'	±1/32

THIRD ANGLE PROJECTION

DO NOT SCALE ON THIS DRAWING

NX

CREATED	K.SEKAR	1BN021
APPROVED	K.K.PADASAMY	1BN021
APPROVED	DALE J. SMITHY	1BN021
DRAWING		
CONFIDENTIALITY OF CONTENTS AND NOTICE COPYRIGHT		
MATERIAL	SEE CHART	
DRAWING TITLE	TXI1 ASM CONN 2 M MINI COAX	
DRAWING NUMBER	35511939	
SCALE A1x4	DRAWING 1 OF 2	SHEET 1 OF 1 REV 02

APTIV
CONNECTION SYSTEMS
Powered by APTIV

COPYRIGHT 2021 APTIV. ALL RIGHTS RESERVED.

35511939
A1x4 1 OF 2 1 OF 1 02